

**Knowing versus Doing: Protective Health Behavior against COVID-19 in
Aceh, Indonesia**

Supplementary Materials

Supplementary Materials	1
A.1. Random walk scheme	2
A.2. Calling procedure.....	3
A.3. Figures.....	4
A.4. Tables.....	5
A.5. Questionnaire.....	19
A.6. References.....	25

A.1. Random walk scheme

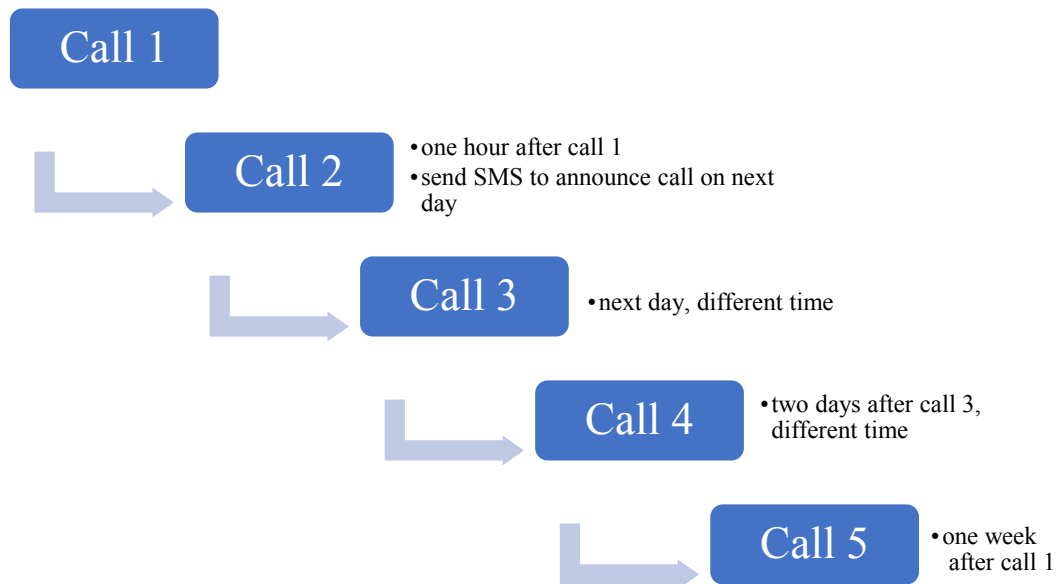
Random walk sampling procedure

The enumerators conducted the random walk according to the following instructions:

1. Get permission and number of village subdivisions from the village head.
2. Ask for a description of the village boundaries, including remote houses.
3. Get the total number of houses in the village and divide this number by 100. This number indicates the skip-pattern of houses. It takes into account the aim of having around 20 respondents per village that should be evenly distributed throughout the village, how many interviews one enumerator can do in one day, and the likelihood of finding a household member that meets the inclusion criteria.
4. Then, randomly select which village subdivision to visit first and at which house (a random number between 1 and the skip number) to begin with. The count begins from the point of entry to the respective subdivision.
5. If a person is at home, check and record the eligibility and conduct the interview if the criteria are fulfilled and the respondent is willing to.
6. After each contact, continue with the next house according to the skip pattern.
7. In case of an empty house, contact the direct neighbor until an occupied house was found and record the number of empty houses.
8. When walking, turn left on every turn and only count houses to your left. Whenever you reach the end of the village subdivision or the road, turn around and continue.
9. One village was considered finished if 20 interviews were conducted or all houses that should be contacted according to the skip pattern were contacted.

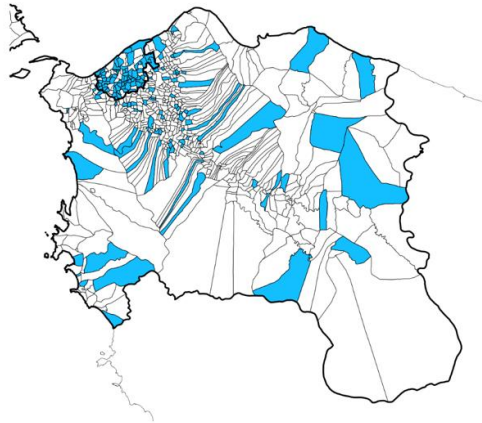
A.2. Calling procedure

The telephone interviews were scheduled according to the call pattern that is displayed below. Initially, each respondent received five calls, which were staggered with time delays of one hour to three days any at varying times of the day. After the second unanswered call, a standardized text message was sent announcing another call on the following day. Whenever feasible, the same enumerator who had visited the respondent during the baseline survey was deployed to call them during the phone interview, in order to maximize the response rate as well as the respondents' trust towards the enumerator. In the end of the data collection period, each number that was not answered during five calls received one additional call from another interviewer (with a different telephone number).



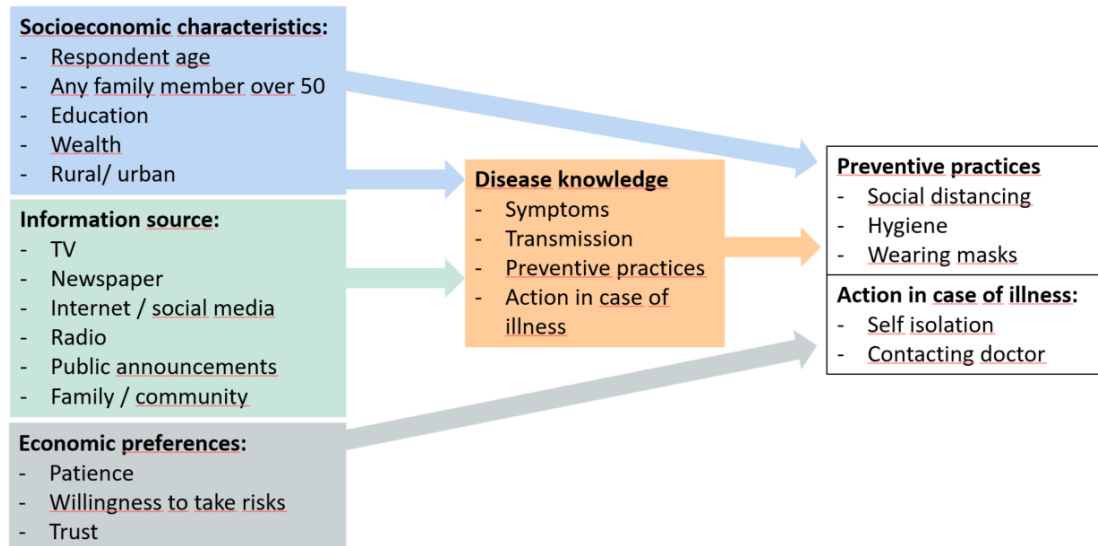
A.3. Figures

Figure A 1 Sampled villages with administrative boundaries



Sample villages. Boundaries of the city Banda Aceh and the district Aceh Besar are in bold

Figure A 2 Overview of contributors to disease knowledge and practices that are tested in the regression analysis



A.4. Tables

Table A 1 Overview of baseline contacts

	Total	Of all contacts			Of all consenting		Of all eligible		
	Contacts	Empty houses	Refusal/ busy/other	Consent	Eligible	Inelig.	Refusal	Incomplete	Complete
N	15,128	7,682	946	6,500	2,115	4,385	11	98	2,006
Of all ineligible									
	No member 40-70	No member 40-70 present		No phone access			No member without diagnosis/ screening/care		
N	1,589	414		270			2,112		

Disaggregation of the number of contacts and respondents at baseline. Contacts refer to all dwelling units drawn by the random walk within the villages. Empty houses are dwellings where no one was present at the first contact, including dwellings which might not been inhabited. Refusal/busy/other denotes to reasons for non-participation stated at the first contact. Consent signifies that at least one household member agreed to respond to the screening questions to assess eligibility. Eligible refers to all contacts where at least one eligible member was present. Ineligible are all contacts where no member was eligible or no eligible member was present. Refusal denotes those (eligible) contacts for which no eligible member was willing to participate in the study. Incomplete denotes the interviews which were missing information on the telephone number. Complete refers to all conducted interviews with information on the telephone number. The columns 'no member 40-70' till 'no phone access' refer to the household eligibility criteria, the last column to the individual-level criteria (if multiple members were eligible, one was randomly selected). Among individuals, ineligibility could occur due to previous hypertension or diabetes diagnosis (59.36%), being in continued care (8.42%), being tested for diabetes in the last year (31.98%), or not answering one of the eligibility questions (0.24%).

Table A 2 Variable Definitions

Vector name (as in equation)	Variable Name (as in output tables)	Variable Definition	Questionnaire Number
	Knows droplet transmission	0 - respondent did not mention <i>droplets after coughing or sneezing</i> to be a transmission channel 1 - respondent mentioned <i>droplets after coughing or sneezing</i> to be a transmission channel	D3
	Knows smear transmission	0 - respondent did neither mention i) <i>touching the infected person</i> nor ii) <i>the use of objects used by an infected person</i> to be transmission channels 1 - respondent did mention i) <i>touching the infected person</i> and/or ii) <i>the use of objects used by an infected person</i> to be transmission channels	D3
KNOWLEDGE:	Knows fever and cough	0 - respondent did not mention that i) <i>fever</i> nor ii) <i>cough</i> are symptoms 1 - respondent did mention that i) <i>fever</i> and/or ii) <i>cough</i> are symptoms	D2
	Knows social dist.	0 - respondent did not mention i) <i>avoiding close contact with others</i> nor ii) <i>avoiding group gatherings</i> nor iii) <i>staying at home</i> to be ways of prevention 1 - respondent did mention i) <i>avoiding close contact with others</i> and/or ii) <i>avoiding group gatherings</i> and/or iii) <i>staying at home</i> to be ways of prevention	D9
	Knows hygiene	0 - respondent did not mention i) <i>wash hands/use hand sanitizer</i> nor ii) <i>sneeze/cough in forearm/tissue</i> nor iii) <i>clean and disinfect often</i> to be ways of prevention 1 - respondent did mention i) <i>wash hands/use hand sanitizer</i> and/or ii) <i>sneeze/cough in forearm/tissue</i> and/or iii) <i>clean and disinfect often</i> to be ways of prevention	D9
	Knows mask wearing	0 - respondent did not mention <i>wearing a mask</i> to be a way of prevention 1 - respondent did mention <i>wearing a mask</i> to be a way of prevention	D9

Table A 2 Variable Definitions *ctd.*

Vector name (as in equation)	Variable Name (as in output tables)	Variable Definition	Questionnaire Number
UPTAKE _i	Does social dist.	0 - respondent did not take up i) <i>avoiding close contact with others</i> nor ii) <i>avoiding group gatherings</i> nor iii) <i>staying at home</i> as prevention 1 - respondent did take up i) <i>avoiding close contact with others</i> and/or ii) <i>avoiding group gatherings</i> and/or iii) <i>staying at home</i> as prevention	D10
	Does hygiene	0 - respondent did not take up i) <i>wash hands/use hand sanitizer</i> nor ii) <i>sneeze/cough in forearm/tissue</i> nor iii) <i>clean and disinfect often</i> as prevention 1 - respondent did take up i) <i>wash hands/use hand sanitizer</i> and/or ii) <i>sneeze/cough in forearm/tissue</i> and/or iii) <i>clean and disinfect often</i> as prevention	D10
	Wears masks	0 - respondent did not take up <i>wearing a mask</i> as prevention 1 - respondent did take up <i>wearing a mask</i> as prevention	D10
	Isolation	0 - respondent would not i) <i>stay at home</i> nor ii) <i>quarantine/isolate</i> if feeling like he/she could have the coronavirus 1 - respondent would i) <i>stay at home</i> and/or ii) <i>quarantine/isolate</i> if feeling like he/she could have the coronavirus	D8
SOCIOECON _i	Contact medical professional	0 - respondent would not i) <i>go to the doctor</i> nor ii) <i>call medical center</i> if feeling like he/she could have the coronavirus 1 - respondent would i) <i>go to the doctor</i> and/or ii) <i>call medical center</i> if feeling like he/she could have the coronavirus	D8
	50 or older	0 - respondent is 50 years or younger 1 - respondent is older than 50 years	A2
	Other member 50+	0 - respondent's household does not include other members over 50 years 1 - respondent's household does include other members over 50 years	A2

Table A 2 Variable Definitions *ctd.*

Vector name (as in equation)	Variable Name (as in output tables)	Variable Definition	Questionnaire Number
SOCIOECON _i	Female	0 - respondent is male 1 - respondent is female	A1
	Lower Secondary	Categorical variable: 0 - no education or completed primary education (REF) 1 - completed lower secondary education (Lower Secondary)	A3
	Secondary and above	2 - completed higher secondary or more education (Secondary and above)	A3
INFO _i	Wealth above median	0 - asset index is below or equal the median 1 - asset index is above the median	B1; B2; B3
	Urban	0 - respondent lives in rural Aceh Besar 1 - respondent lives in urban Banda Aceh	Geolocation & village ID (not in quest.)
	TV	0 - respondent did not receive COVID information via the TV 1 - respondent did receive COVID information via the TV	D4
INFO _i	Newspaper	0 - respondent did not receive COVID information via newspaper 1 - respondent did receive COVID information via newspaper	D4
	Internet/social media	0 - respondent did not receive COVID information via the internet / social media 1 - respondent did receive COVID information via the internet / social media	D4
	Radio	0 - respondent did not receive COVID information via the radio 1 - respondent did receive COVID information via the radio	D4

Table A 2 Variable Definition *cid*.

Vector name (as in equation)	Variable Name (as in output tables)	Variable Definition	Questionnaire Number
INFO _i	Public announcements	0 - respondent did not receive COVID information via public announcements 1 - respondent did receive COVID information via public announcements	D4
	Family/community	0 - respondent did not receive COVID information via the family / community 1 - respondent did receive COVID information via the family / community	D4
PREF _i	Risk taking	Scale variable from 0 to 10 on whether the respondent is generally a person who is fully prepared to take risks or tries to avoid taking risks: 0 - <i>completely unwilling to take risks</i> to 10 - <i>completely willing to take risks</i>	C1
	Patience	Scale variable from 0 to 10 on whether the respondent, in comparison to others, is generally willing to give something up today in order to benefit from that in the future: 0 - <i>completely unwilling to give up something today in order to benefit from that in the future</i> to 10 - <i>completely willing to give up something today in order to benefit from that in the future</i>	C2
Trust	Trust	Four-point Likert scale on whether in general, one can trust people: 1 - Strongly disagree 2 - Disagree 3 - Agree 4 - Strongly agree	C3

Table A 3 Differences in means of Susenas and sample characteristics

	Susenas 2017 Banda Aceh, Aceh Besar	Baseline	Corona
Age	50.5935 (0.3088)	50.1203 (0.1825)	49.8831 (0.2641)
Above 50	0.4878 (0.0207)	0.4656 (0.0111)	0.4577 (0.0169)
Female	0.5239 (0.0207)	0.6379*** (0.0107)	0.6391 (0.0177)
Education			
- Up to primary	0.2424 (0.0188)	0.2926** (0.0101)	0.2686** (0.0175)
- Lower secondary	0.2347 (0.0179)	0.2164 (0.0092)	0.2210 (0.0133)
- Upper secondary and above	0.5229 (0.0207)	0.4910 (0.0110)	0.5103** (0.0205)
Wealth above median		0.4923 (0.0112)	0.5063 (0.0217)
Banda Aceh	0.4074 (0.0181)	0.4372 (0.0078)	0.4510 (0.0236)
N	863	2,006	1,113

Standard errors accounting for survey design (sampling weights in Susenas, district stratification in both samples, PSU when comparing baseline and Corona sample) below mean. Stars indicate significant difference from the mean listed in the previous column based on adjusted Wald tests, * 0.1 ** 0.05 *** 0.01. Susenas 2017 includes only individuals aged 40-70 years in households that own a mobile phone.

Table A 4 Descriptive statistics: knowledge by group

	Knows droplet transmission	Knows smear transmission	Knows fever & cough
Total	0.62 (0.02)	0.66 (0.02)	0.73 (0.01)
Age			
- Younger than 50 (ref)	0.68 (0.02)	0.67 (0.02)	0.76 (0.02)
- 50 and older	0.55*** (0.03)	0.64 (0.02)	0.71* (0.02)
Mem. age			
- Younger than 50 (ref)	0.64 (0.02)	0.66 (0.02)	0.74 (0.02)
- 50 and older	0.59* (0.02)	0.65 (0.03)	0.72 (0.02)
Gender			
- Male (ref)	0.64 (0.03)	0.68 (0.02)	0.73 (0.02)
- Female	0.61 (0.02)	0.64 (0.02)	0.74 (0.02)
Wealth			
- Below median (ref)	0.58 (0.03)	0.58 (0.02)	0.71 (0.02)
- Above median	0.66** (0.02)	0.73*** (0.02)	0.75 (0.02)
Area			
- Urban (ref)	0.53 (0.02)	0.62 (0.02)	0.69 (0.02)
- Rural	0.72*** (0.02)	0.70** (0.03)	0.79*** (0.02)
Education			
- Up to primary (ref)	0.51 (0.03)	0.57 (0.03)	0.65 (0.03)
- Lower secondary	0.57 (0.03)	0.59 (0.03)	0.70 (0.03)
- Higher secondary or more	0.70*** (0.02)	0.73*** (0.02)	0.79*** (0.02)

Standard errors accounting for sampling design in parenthesis below the mean. Stars indicate significant difference from the reference category (denoted with ref), based on adjusted Wald test, *p<0.1 **p<0.05 ***p<0.01.

Table A 5 Descriptive statistics: practices by group

	Social distancing		Hygiene		Wear mask		Action when suspect	
	Know	Do	Know	Do	Know	Do	Isolation	Contact medical professional
Total	0.87 (0.01)	0.81 (0.01)	0.77 (0.01)	0.87 (0.01)	0.57 (0.02)	0.57 (0.02)	0.35 (0.02)	0.72 (0.02)
Age								
- Younger than 50 (ref)	0.89 (0.01)	0.81 (0.02)	0.78 (0.02)	0.89 (0.01)	0.59 (0.02)	0.58 (0.03)	0.38 (0.02)	0.71 (0.02)
- 50 and older Mem. age	0.85 (0.02)	0.81 (0.02)	0.75 (0.02)	0.86 (0.02)	0.53* (0.02)	0.54 (0.03)	0.32** (0.02)	0.73 (0.02)
- Younger than 50 (ref)	0.87 (0.01)	0.81 (0.02)	0.77 (0.02)	0.87 (0.01)	0.57 (0.02)	0.60 (0.03)	0.35 (0.02)	0.69 (0.02)
- 50 and older Gender	0.88 (0.02)	0.81 (0.02)	0.76 (0.02)	0.88 (0.02)	0.56 (0.02)	0.52** (0.03)	0.36 (0.02)	0.76*** (0.02)
- Male (ref)	0.86 (0.02)	0.82 (0.02)	0.74 (0.02)	0.88 (0.02)	0.56 (0.02)	0.54 (0.03)	0.37 (0.02)	0.73 (0.02)
- Female	0.88 (0.01)	0.80 (0.02)	0.78 (0.02)	0.87 (0.02)	0.57 (0.02)	0.58 (0.02)	0.34 (0.02)	0.72 (0.02)
Wealth								
- Below median (ref)	0.86 (0.01)	0.79 (0.02)	0.73 (0.02)	0.88 (0.02)	0.49 (0.02)	0.51 (0.03)	0.34 (0.02)	0.67 (0.02)
- Above median Area	0.88 (0.02)	0.82 (0.02)	0.80** (0.02)	0.87 (0.02)	0.64*** (0.02)	0.61** (0.03)	0.36 (0.02)	0.77*** (0.02)
- Urban (ref)	0.86 (0.01)	0.77 (0.02)	0.73 (0.02)	0.85 (0.02)	0.52 (0.02)	0.49 (0.03)	0.28 (0.02)	0.74 (0.02)
- Rural	0.89 (0.02)	0.86*** (0.01)	0.82*** (0.02)	0.90** (0.02)	0.62*** (0.02)	0.65*** (0.03)	0.44*** (0.02)	0.69 (0.02)
Education								
- Up to primary (ref)	0.82 (0.02)	0.79 (0.03)	0.67 (0.03)	0.89 (0.02)	0.45 (0.03)	0.46 (0.05)	0.30 (0.03)	0.67 (0.03)
- Lower secondary	0.87* (0.03)	0.75 (0.03)	0.73 (0.03)	0.85 (0.02)	0.55** (0.03)	0.53 (0.04)	0.31 (0.03)	0.72 (0.03)
- Higher secondary or more	0.90*** (0.01)	0.84 (0.02)	0.83*** (0.02)	0.88 (0.02)	0.63*** (0.02)	0.62*** (0.03)	0.40*** (0.02)	0.74*** (0.02)

Standard errors accounting for sampling design in parenthesis below the mean. Stars indicate significant difference from the reference category (denoted with ref), based on adjusted Wald test, *p<0.1 **p<0.05 ***p<0.01.

Table A 6 Descriptive statistics: information source by group

	TV	Newspaper	Internet/ social media	Radio	Public announce- ment	Family/ community
Up to Primary (ref)	0.8161 (0.0222)	0.0468 (0.0117)	0.0936 (0.0181)	0.0234 (0.0086)	0.0769 (0.0160)	0.6455 (0.0277)
Lower Secondary	0.8577 (0.0222)	0.0407 (0.0134)	0.1626** (0.0241)	0.0447 (0.0135)	0.0894 (0.0188)	0.6016 (0.0304)
Higher secondary or more	0.8873*** (0.0127)	0.0687 (0.0110)	0.3081*** (0.0208)	0.0475* (0.0089)	0.0827 (0.0119)	0.5511*** (0.0204)
Younger than 50 (ref)	0.8856 (0.0121)	0.0415 (0.0081)	0.2670 (0.0210)	0.0332 (0.0074)	0.0779 (0.0109)	0.5406 (0.0201)
50 or older	0.8330*** (0.0166)	0.0747** (0.0110)	0.1591*** (0.0177)	0.0491 (0.0104)	0.0884 (0.0121)	0.6424*** (0.0199)

Information source by group. Standard errors in parenthesis. Stars indicate statistically significant difference from the reference group (denoted with ref). * p < 0.1, ** p < 0.05, *** p < 0.01

Table A 7 P-values from comparing coefficients of information sources.

	Knows droplet transmission	Knows smear transmission	Knows fever and cough	Knows social dist.	Knows hygiene	Knows mask wearing
TV vs. Internet	0.4848	0.5530	0.0015	0.6261	0.1084	0.0002
TV vs. Family	0.0209	0.7066	0.0465	0.6215	0.1551	0.0228
Internet vs. Family	0.0228	0.8102	0.0554	0.1621	0.7326	0.0643

Table A 8. Estimates for the base model of equation 1

	(1) Knows droplet trans.	(2) Knows smear trans.	(3) Knows fever and cough	(4) Knows social dist.	(5) Knows hygiene	(6) Knows mask wearing
50 or older	-0.121*** (0.031)	-0.025 (0.031)	-0.032 (0.026)	-0.022 (0.022)	-0.015 (0.024)	-0.045 (0.030)
Member 50 or older	-0.024 (0.031)	-0.011 (0.030)	-0.015 (0.029)	0.014 (0.023)	-0.010 (0.031)	-0.014 (0.032)
Female	-0.040 (0.031)	-0.054* (0.030)	0.003 (0.028)	0.014 (0.023)	0.045 (0.029)	0.006 (0.034)
Lower Secondary	0.015 (0.042)	-0.009 (0.045)	0.038 (0.043)	0.046 (0.035)	0.050 (0.042)	0.075 (0.047)
Higher secondary or more	0.110** (0.043)	0.101*** (0.035)	0.111*** (0.034)	0.069** (0.029)	0.124*** (0.036)	0.109*** (0.041)
Wealth above median	0.058** (0.029)	0.125*** (0.031)	0.015 (0.032)	-0.004 (0.022)	0.037 (0.027)	0.135*** (0.035)
Urban	0.166*** (0.035)	0.050 (0.034)	0.082*** (0.027)	0.015 (0.022)	0.070** (0.027)	0.077** (0.032)
Obs.	1090	1090	1089	1089	1089	1089
Mean	0.623	0.660	0.738	0.876	0.772	0.569
R2	0.074	0.045	0.029	0.011	0.036	0.044

Determinants of knowledge. Estimation of equation (1) with socioeconomic covariates only (information sources not included). Standard errors in parenthesis. * p < 0.1, ** p < 0.05, *** p < 0.01

Table A 9. Estimates for the base model of equation 2

	(1) Does social dist.	(2) Does hygiene	(3) Wears masks	(4) Would isolate	(5) Would contact medical professional
50 or older	-0.037 (0.031)	-0.051* (0.029)	-0.036 (0.032)	-0.084*** (0.031)	0.018 (0.028)
Member 50 or older	0.020 (0.031)	-0.001 (0.033)	-0.064** (0.032)	0.041 (0.030)	0.068** (0.030)
Female	-0.007 (0.028)	0.019 (0.032)	0.038 (0.027)	-0.047 (0.029)	-0.037 (0.030)
Lower Secondary	-0.001 (0.041)	0.015 (0.045)	0.060 (0.039)	-0.025 (0.043)	0.059 (0.043)
Higher secondary or more	0.076** (0.036)	0.095** (0.037)	0.099*** (0.038)	0.040 (0.032)	0.071** (0.031)
Wealth above median	0.018 (0.030)	0.032 (0.029)	0.139*** (0.028)	0.010 (0.033)	0.077** (0.032)
Urban	0.085*** (0.027)	0.105*** (0.030)	0.120*** (0.031)	0.146*** (0.031)	-0.046 (0.030)
Obs.	1082	1081	1081	1094	1094
Mean	0.713	0.674	0.321	0.356	0.729
R2	0.023	0.033	0.064	0.038	0.025

Determinants of protective health behavior. Estimation of equation (2) with socioeconomic covariates only (information

sources not included). Standard errors in parenthesis. * p < 0.1, ** p < 0.05, *** p < 0.01

Table A 10. Logit and probit estimates of Table 2.

	(1) Knows droplet transmission Logit	(2) Knows droplet transmission Probit	(3) Knows smear transmission Logit	(4) Knows smear transmission Probit	(5) Knows fever and cough Logit	(6) Knows fever and cough Probit
50 or older	-0.497*** (0.150)	-0.297*** (0.089)	-0.120 (0.156)	-0.071 (0.094)	-0.170 (0.149)	-0.102 (0.087)
Member 50 or older	-0.084 (0.152)	-0.059 (0.092)	-0.042 (0.142)	-0.025 (0.086)	-0.111 (0.155)	-0.071 (0.090)
Female	-0.076 (0.145)	-0.049 (0.087)	-0.211 (0.144)	-0.123 (0.088)	0.078 (0.157)	0.045 (0.091)
Lower Secondary	0.029 (0.183)	0.024 (0.111)	-0.087 (0.190)	-0.056 (0.117)	0.160 (0.207)	0.088 (0.123)
Higher secondary or more	0.362* (0.202)	0.225* (0.122)	0.383** (0.158)	0.234** (0.096)	0.552*** (0.181)	0.317*** (0.107)
Wealth above median	0.193 (0.134)	0.120 (0.081)	0.565*** (0.142)	0.336*** (0.085)	0.053 (0.171)	0.032 (0.100)
Urban	0.650*** (0.170)	0.396*** (0.102)	0.146 (0.171)	0.087 (0.102)	0.373** (0.153)	0.221** (0.090)
TV	1.322*** (0.213)	0.802*** (0.127)	0.785*** (0.190)	0.478*** (0.117)	1.314*** (0.193)	0.789*** (0.117)
Newspaper	0.347 (0.356)	0.203 (0.203)	0.159 (0.329)	0.088 (0.195)	-0.076 (0.296)	-0.046 (0.176)
Internet/social media	1.310*** (0.206)	0.757*** (0.117)	0.663*** (0.166)	0.393*** (0.097)	0.534*** (0.199)	0.303*** (0.113)
Radio	-0.360 (0.365)	-0.222 (0.212)	1.055** (0.413)	0.638*** (0.234)	0.442 (0.362)	0.251 (0.201)
Public announcements	0.317 (0.238)	0.198 (0.142)	0.133 (0.270)	0.073 (0.161)	0.265 (0.294)	0.157 (0.167)
Family/community	0.738*** (0.149)	0.450*** (0.090)	0.679*** (0.159)	0.411*** (0.096)	0.919*** (0.155)	0.536*** (0.090)
Obs.	1096	1096	1096	1096	1095	1095
Mean	0.620	0.620	0.656	0.656	0.734	0.734

Determinants of disease knowledge estimated with logit and probit models. Droplet transmission indicates whether the respondent states that COVID-19 might be transmitted through droplets. Smear transmission indicates whether the respondent names touching infected persons or objects used by infected persons as transmission channels. Fever and cough indicates whether the respondent names fever and cough as symptoms for a COVID-19 infection. Education is grouped into no education or primary school, lower secondary school, and higher secondary school or higher. Wealth above median indicates whether the household asset index lies above the median, stratified by urban and rural area. TV, newspaper, internet/social media, radio, public announcements, family/community are binary variables indicating from which information sources COVID-19 knowledge was obtained (multiple answers possible). Standard errors accounting for sampling design in parenthesis. * p < 0.1, ** p < 0.05, *** p < 0.01

Table A 11. Logit and probit estimates of Table 3

	(1) Knows social dist. Logit	(2) Probit	(3) Knows hygiene Logit	(4) Probit	(5) Knows mask wearing Logit	(6) Probit
50 or older	-0.235 (0.202)	-0.126 (0.108)	-0.033 (0.155)	-0.023 (0.089)	-0.199 (0.139)	-0.120 (0.085)
Other member 50 or older	0.118 (0.216)	0.061 (0.118)	-0.066 (0.194)	-0.037 (0.111)	-0.073 (0.141)	-0.048 (0.085)
Female	0.193 (0.211)	0.099 (0.113)	0.356** (0.170)	0.210** (0.099)	0.136 (0.152)	0.089 (0.092)
Lower Secondary	0.388 (0.287)	0.203 (0.155)	0.250 (0.213)	0.139 (0.124)	0.307 (0.203)	0.188 (0.125)
Higher secondary or more	0.633** (0.250)	0.326** (0.134)	0.669*** (0.194)	0.393*** (0.114)	0.408** (0.182)	0.251** (0.111)
Wealth above median	-0.075 (0.207)	-0.046 (0.108)	0.176 (0.158)	0.102 (0.091)	0.570*** (0.154)	0.351*** (0.093)
Urban	0.062 (0.213)	0.038 (0.114)	0.326* (0.177)	0.191* (0.103)	0.256* (0.153)	0.158* (0.093)
TV	0.881*** (0.252)	0.460*** (0.140)	1.307*** (0.200)	0.768*** (0.120)	1.443*** (0.213)	0.887*** (0.127)
Newspaper	0.500 (0.432)	0.236 (0.227)	-0.034 (0.338)	-0.038 (0.198)	0.427 (0.309)	0.249 (0.184)
Internet/social media	0.681*** (0.247)	0.359*** (0.127)	1.043*** (0.241)	0.584*** (0.133)	0.609*** (0.138)	0.373*** (0.082)
Radio	0.405 (0.606)	0.143 (0.311)	-0.273 (0.354)	-0.166 (0.208)	0.339 (0.348)	0.205 (0.207)
Public announcements	1.051** (0.503)	0.501** (0.234)	0.749** (0.318)	0.443** (0.177)	0.747*** (0.257)	0.464*** (0.151)
Family/community	1.017*** (0.187)	0.533*** (0.098)	1.009*** (0.143)	0.578*** (0.083)	0.896*** (0.152)	0.552*** (0.092)
Obs.	1095	1095	1095	1095	1095	1095
Mean	0.872	0.872	0.768	0.768	0.566	0.566

Determinants of preventive health knowledge estimated with logit and probit models. Social distancing includes staying at home, avoiding close contact with others, and avoiding group gatherings. Hygiene measures include washing or disinfecting hands, sneezing or coughing in forearm or tissue, and cleaning and disinfecting often. Education is grouped into no education or primary school, lower secondary school, and higher secondary school or higher. Wealth above median indicates whether the household asset index lies above the median, stratified by urban and rural area. TV, newspaper, internet/social media, radio, public announcements, family/community are binary variables indicating from which information sources COVID-19 knowledge was obtained (multiple answers possible). Standard errors in parenthesis. * p < 0.1, ** p < 0.05, *** p < 0.01

Table A 12. Logit and probit estimates of Table 4

	(1)	(2)	(3)	(4)	(5)	(6)
	Does social dist. Logit	Probit	Does hygiene Logit	Probit	Wears masks Logit	Probit
50 or older	-0.117 (0.177)	-0.081 (0.101)	-0.379* (0.211)	-0.204* (0.112)	-0.181 (0.195)	-0.108 (0.120)
Member 50 or older	0.106 (0.187)	0.053 (0.105)	0.128 (0.214)	0.066 (0.113)	-0.352* (0.181)	-0.218* (0.112)
Female	-0.038 (0.171)	-0.017 (0.095)	-0.171 (0.234)	-0.085 (0.123)	0.297* (0.168)	0.184* (0.104)
Lower Secondary	-0.213 (0.212)	-0.119 (0.122)	-0.296 (0.341)	-0.132 (0.181)	0.153 (0.252)	0.097 (0.157)
Higher secondary or more	0.121 (0.205)	0.063 (0.115)	-0.214 (0.276)	-0.106 (0.143)	0.270 (0.238)	0.169 (0.148)
Wealth above median	0.046 (0.180)	0.029 (0.101)	-0.070 (0.205)	-0.023 (0.111)	0.382** (0.169)	0.235** (0.104)
Urban	0.519*** (0.172)	0.283*** (0.096)	0.549** (0.236)	0.290** (0.121)	0.567*** (0.188)	0.349*** (0.116)
Knows droplet transmission	0.213 (0.183)	0.105 (0.105)			0.346* (0.181)	0.214* (0.113)
Knows smear transmission	0.405** (0.175)	0.230** (0.101)	0.038 (0.243)	0.004 (0.127)		
Knows social dist.	4.626*** (0.447)	2.610*** (0.199)				
Knows hygiene			7.504*** (1.019)	3.839*** (0.343)		
Knows mask wearing					0.000 (.)	0.000 (.)
Willingness to take risks	0.059* (0.035)	0.033* (0.019)	0.019 (0.045)	0.008 (0.024)	-0.025 (0.041)	-0.015 (0.025)
Patience	-0.029 (0.034)	-0.019 (0.019)	-0.036 (0.046)	-0.019 (0.024)	0.059* (0.035)	0.036* (0.022)
Trust	0.280* (0.154)	0.163* (0.087)	-0.276 (0.191)	-0.134 (0.099)	-0.036 (0.145)	-0.020 (0.088)
Obs.	1077	1077	1077	1077	613	613
Mean	0.713	0.713	0.676	0.676	0.566	0.566

Determinants of preventive health behavior estimated with logit and probit models. Social distancing includes staying at home, avoiding close contact with others, and avoiding group gatherings. Hygiene measures include washing or disinfecting hands, sneezing or coughing in forearm or tissue, and cleaning and disinfecting often. Education is grouped into no education or primary school, lower secondary school, and higher secondary school or higher. Wealth above median indicates whether the household asset index lies above the median, stratified by urban and rural area. Willingness-to-take-risk and patience are elicited on a scale from 0 to 10 using the module from the Global Preference Survey. Trust is measured as general trust in people using a four-point Likert scale. Standard errors in parenthesis. * p < 0.1, ** p < 0.05, *** p < 0.01

Table A 13 Logit and probit estimates of Table 5

	(1) Logit	(2) Probit	(3) Logit	(4) Probit
50 or older	-0.335** (0.148)	-0.207** (0.090)	0.188 (0.160)	0.108 (0.094)
Member 50 or older	0.230 (0.140)	0.134 (0.085)	0.395** (0.168)	0.232** (0.098)
Female	-0.163 (0.140)	-0.095 (0.085)	-0.224 (0.160)	-0.135 (0.094)
Lower Secondary	-0.185 (0.208)	-0.118 (0.124)	0.298 (0.221)	0.173 (0.132)
Higher secondary or more	0.075 (0.156)	0.042 (0.094)	0.250 (0.160)	0.144 (0.096)
Wealth above median	-0.045 (0.158)	-0.024 (0.095)	0.423** (0.171)	0.252** (0.100)
Urban	0.677*** (0.149)	0.415*** (0.090)	-0.355** (0.157)	-0.210** (0.092)
Knows fever and cough	0.965*** (0.166)	0.582*** (0.096)	0.906*** (0.157)	0.543*** (0.093)
Willingness to take risks	0.068** (0.034)	0.043** (0.020)	0.040 (0.034)	0.024 (0.020)
Patience	0.058* (0.032)	0.035* (0.019)	-0.068** (0.030)	-0.040** (0.018)
Trust	0.020 (0.111)	0.016 (0.069)	-0.164 (0.110)	-0.096 (0.067)
Obs.	1083	1083	1083	1083
Mean	0.359	0.359	0.735	0.735

Determinants of action in case of illness estimated with logit and probit models. Isolating includes quarantining or staying at home in case of illness. Contact medical professional includes a calling a doctor or visiting a medical center. Education is grouped into no education or primary school, lower secondary school, and higher secondary school or higher. Wealth above median indicates whether the household asset index lies above the median, stratified by urban and rural area. Fever and cough indicates whether the respondent names fever and cough as symptoms for a COVID-19 infection. Willingness-to-take-risk and patience are elicited on a scale from 0 to 10 using the module from the Global Preference Survey. Trust is measured as general trust in people using a four-point Likert scale. Standard errors in parenthesis. * p < 0.1, ** p < 0.05, *** p < 0.01

A.5. Questionnaire

Notes

Extracts from the baseline and endline questionnaire concerning the variables analyzed in the paper. Full questionnaires available upon request. Unless otherwise stated, questions were posed as open-ended. For open-ended questions, the enumerator would select the respective answer category if suitable or manually enter the answer after selecting “other”. Questions are depicted in English, Bahasa Indonesia and Bahasa Aceh.

Questions B1-B3 (Household characteristics) are derived from SUSENAS 2017 (BPS, 2018), questions C1 and C2 (willingness to take risk and patience) are taken from the World Preference Survey (Falk et al., 2016), and question C3 from the German Socioeconomic Panel (Kantar Public, 2018). Questions D1-D13 are based on previous literature on pandemic knowledge and behavior (Balkhy et al., 2010; Ibuka et al., 2010).

Baseline

Member roster

What is [name]'s gender?	Jenis kelamin [name]?	Peu jenis kelamin [name]?	A1
Male	Laki-laki	Agam	
Female	Perempuan	Inong	
Refused	Menolak untuk menjawab	Hana geu jaweub	
How old is [name]?	Berapa usia [name]?	Padum umu dron?	A2
[Age]	[Usia]	[Umum]	
What is your highest level of schooling?	Pendidikan terakhir?	Pendidikan terakhir?	A3
<i>Answers are read out</i>			
None	Tidak	Tidak	
Primary (SD, MI, Package A)	Pendidikan Dasar (SD, MI, Paket A)	Pendidikan awai (SD, MI, Paket A)	
Junior Secondary (SMP, MT, Package B)	Pendidikan Menengah Pertama (SMP, MT, Paket B)	Pendidikan meunengah phoen (SMP, MT, Paket B)	
Senior Secondary (SMLB, SMA, MA, SMK, MAK, Package C)	Pendidikan Menengah Atas (SMLB, SMA, MA, SMK, MAK, Paket C)	Pendidikan meunengah ateu (SMLB, SMA, MA, SMK, MAK, Paket C)	
Higher (D1-D4, S1, S2, S3)	Pendidikan tinggi (D1-D4, S1, S2, S3)	Pendidikan tinggi (D1-D4, S1, S2, S3)	
Refused	Menolak untuk menjawab	Hana geu jaweub	

Household characteristics

Which of the following does your household own?	Mana barang berikut yang anda miliki?	Peu barang berikut yang na bak dron?	B1
<i>Answers are read out</i>			
Gas cylinder	Kompor Gas	Kompor Gas	
Refrigerator	Kulkas	Kulkas	
PC	Komputer	Komputer	
TV	TV	TV	

Jewelry	Perhiasan emas	Perhiasan emas	
AC	AC/Pendingin ruangan	AC/Pendingin ruangan	
Car	Mobil	Mobil	
Motorbike	Sepeda motor	Honda	
Livestock	Ternak	Ternak	
Land	Tanah	Tanoh	
None	Tidak ada	Hana	
Refused	Menolak untuk menjawab	Hana geu jaweub	
Don't know	Tidak tahu	Hana geu teupeu	
What is your household's main source of drinking water?	Sumber utama air minum keluarga?	Biasa ie jep peu ie neu pakek?	B2
<i>Answers are read out</i>			
Branded bottled water	Air kemasan bermerek	Ie kemasan	
Refill water	Air isi ulang	Ie isi ulang	
Piped tap	Air PAM	Ie PAM	
Well or spring	Air Sumur	Ie mon	
Rainwater collection	Air Hujan	Ie ujeun	
Surface water (lake, river, pond)	Air Sungai	Ie krueng	
Other, specify	Lainnya, sebutkan	Laen jih, sebutkan	
Refused	Menolak untuk menjawab	Hana geutem jaweub	
Don't know	Tidak tahu	Han geuteupeu	
What kind of toilet does your household own?	Jenis toilet yang dimiliki?	Peu we yang na di rumoh dron?	B3
<i>Answers are read out</i>			
Squat toilet (flush connected to septic tank or sewage system)	Toilet Jongkok (siram ke IPAL atau tangki septik)	Toilet Jongkok (siram ke IPAL atau tangki septik)	
Sitting toilet (flush connected to septic tank or sewage system)	Toilet duduk (siram ke IPAL atau tangki septik)	Toilet duduk (siram ke IPAL atau tangki septik)	
Other flush toilet	Jenis toilet siram yang lain	Jenis toilet siram yang lain	
Non-flush toilet	Jenis toilet yang lain	Jenis toilet yang lain	
None	Tidak punya	Tidak punya	
Other	Lainnya	Lainnya	
Refused	Menolak untuk menjawab	Hana geu tupeu	
Don't know	Tidak tahu	Han geutem jaweub	

Preferences

How do you see yourself: Are you generally a person who is fully prepared to take risks or do you try to avoid taking risks? - Please tick a box on the scale, where the value 0 means: "completely unwilling to take risks" and the value 10 means: "completely willing to take risks"	Bagaimana Anda melihat diri sendiri: Apakah Anda orang yang siap mengambil risiko atau Anda mencoba menghindari dari sebuah risiko? - Silakan centang kotak pada skala di bawah, di mana nilai 0 berarti: 'benar-benar tidak mau mengambil risiko' dan nilai 10 berarti: 'seungguhnya berani mengambil risiko'	Menurut droen, droen ureung jih kiban: Peu dron ureung yang siap neu cok resiko atau dron neu hindari dari resiko? -Neu conteng kotak bak skala di miyup, meunyoe nilai 0 berarti: 'beutoi-beutoi han neutem cok resiko' dan nilai 10 berarti: 'dron berani that neu cok resiko'	C1
[Scale 0-10]	[Skala 0-10]	[Skala 0-10]	
In comparison to others, are you a person who is generally willing to give up something today in order to benefit from that in the future? Please tick a box on the scale, where the value 0 means: "completely unwilling to give up something today in order to benefit from that in the future" and the value 10 means: "completely willing	Sejauh mana anda bersedia mengorbankan sesuatu hal yang menguntungkan anda hari ini untuk mendapatkan keuntungan yang lebih besar di kemudian hari?	Kiban droen na bersedia untuk neu korbakan sesuatu hal yang na untung keu droen uro nyo untuk meteume untung yang lebeh rayek kedepan jih?	C2

to give up something today in order to benefit from that in the future"			
[Scale 0-10]	[Skala 0-10]	[Skala 0-10]	
In general, one can trust people.	Secara umum, saya dapat mempercayai orang lain.	Secara umum, lon patch pue yang gob peugah	C3
	<i>Answers are read out</i>		
Strongly agree	Sangat setuju	Peu droeneuh sangat setuju	
Agree	Setuju	setuju	
Disagree	Tidak setuju	han setuju	
Strongly disagree	Sangat tidak setuju	sangat-sangat han setuju	
Refused	Menolak untuk menjawab	Hana geutem jaweub	
Don't know	Tidak tahu	Han geuteupeu	

Endline

Have you heard about the coronavirus?	Apakah anda pernah mendengar corona virus COVID-19?	Peudroen na toem neu dengoe tentang corona virus COVID-19?	D1
	<i>If answer is not "yes", interview is ended</i>		
Yes	Ya	Nyoe	
No	Tidak	Koen	
Don't know	Tidak tahu	Hana geu tupeu	
Refused	Menolak untuk menjawab	Han geutem jaweub	
Which symptoms of the coronavirus do you know?	Apa aja tanda gejala dari corona virus yang anda ketahui?	Peu droen na neuteupeu peu mantong tanda atawa gejala menyoe tanyoe keunong peunyaket corona virus?	D2
Fever	Demam	Demam	
Cough	Batuk	Batok	
Shortness of breath	Napas pendek	Paneuk nafah	
Headache	Sakit kepala	Saket ulee	
Muscle pain	Nyeri otot	Saket otot	
Fatigue and weakness	Kelelahan dan merasa lemas	Hek dan lemoeh badan	
Congestion	Hidung tersumbat	Idong tesumbat	
Chills and sweats	Meriang dan berkeringat	Meriang dan di teubit reuoh	
Sore throat	Sakit tenggorokan	Saket tenggorokan	
Sneezing	Bersin-bersin	Beresen	
Watery, red, or swollen eyes	Data bengkak, berair atau merah	Mata mirah, meu ie dan kemong	
Diarrhea	Diare	Ciret brat/diare	
Runny nose	Pilek	Diteubit ie idong	
Other, specify	Lainnya, sebutkan	Hana teupu	
Don't know	Tidak tahu	Hana geu teupu	
Refused	Menolak untuk menjawab	Han geutem jaweub	
How do you think is the coronavirus transmitted?	Menurut anda, bagaimana cara corona virus ini ditularkan?	Meunurut droen pakiban cara corona virus di ek bak geutanyoe?	D3
Droplets after coughing or sneezing	Percikan/ droplet setelah batuk atau bersin	Teu percek/ droplets wate habeh batok atawa bersen	
Touching the infected person	Menyentuh orang yang telah terinfeksi	ta mat ureung yang ka kenoeng penyaket nyan	
The use of objects used by an infected person	Menggunakan barang yang juga digunakan orang telah terinfeksi	Ta pakek barang yang ka di pakek le ureung yang ka kenoeng penyaket nyan	
From one human to another, don't know how	Dari manusia ke manusia lain, tidak tahu caranya	Dari sidroe ureung ke ureung laen jih, hana teupu kiban cara	

Mosquito bites Food Genetic Other, specify Don't know	Gigitan nyamuk Makanan Keturunan Lainnya, sebutkan Tidak tahu	Di kap lee nyamoek Makanan Keturunan Laen jih, jelaskan Hana geu tupeu	
Refused	Menolak untuk menjawab	Han geutem jaweub	
Where did you get this information from?	Darimana anda mendapatkan informasi tersebut?	Dari pade mantoeng droen merumpok atawa neu teupu informasi nyan?	D4
TV Newspaper Internet/social media Radio Speakers from mosque Friend/Neighbor Household member/family Other, specify Don't know	TV Surat kabar Internet/media sosial Radio Pengumuman dari menasah Teman/ tetangga Anggota rumah tangga/keluarga Lainnya, sebutkan Tidak tahu	TV Koran Internet/media sosial Radio Pengumuman bak meunasah Ngoen/tetangga Ureung rumoh/keluarga Laen jih, sebutkan Hana geu tupeu	
Refused	Menolak untuk menjawab	Han geutem jaweub	
From which internet/social media sources did you get this information?	Dari sumber internet / media sosial mana Anda mendapatkan informasi ini? <i>If stated "Internet/ social media" in D4</i>	Dari sumber internet/ sosial media pane droen merumpok informasi nyoe?	D5
Facebook Twitter Instagram WhatsApp TikTok YouTube Newspaper websites Government websites Other, specify Don't know Refused	Facebook Twitter Instagram WhatsApp TikTok YouTube Alamat web koran Alamat web pemerintah Lainnya, sebutkan Tidak tahu Menolak untuk menjawab	Facebook Twitter Instagram WhatsApp TikTok YouTube Peu alamat web koran Peu alamat web pemeurintah Laen jih, sebutkan Hana tupeu Han geutem jaweub	
How likely do you think it is that you experience the coronavirus?	Menurut anda, seberapa besar kemungkinan anda mengalami coronavirus? <i>Answers are read out</i>	Meunurut droen, apakah droen mungkin jeut kenong corona virus?	D6
Very likely Likely Unlikely Very unlikely Refused	Sangat mungkin Mungkin Tidak mungkin Sangat tidak mungkin Menolak untuk menjawab	Sangat mungkin Mungkin mantong Hana mungkin Sangat hana mungkin Han geutem jaweub	
What do you think is more dangerous: Coronavirus, diarrhea, or tuberculosis?	Menurut anda apa yang lebih berbahaya: Corona virus, diare, atau TB <i>Answers are read out, respondents rank the responses according to dangerousness</i>	Menurut droen toeh nyang lebeh bahaya: corona vius, ciret brat, atawa TB/penyaket paru	D7
Coronavirus Diarrhea Tuberculosis	Coronavirus Diare TB	Coronavirus Ciret brat TB/penyaket paru	

What would you do if you feel you could have the coronavirus?	Apa yang anda lakukan jika seandainya anda terjangkit corona virus?	Peu yang droen peuget miseu ieh anda ka keunong corona virus?	D8
Stay at home	Tetap berada di rumah	Duk dirumoh mantong	
Pray	Berdoa	Meu doa	
Go to the doctor	Pergi ke dokter	Jak bak dokto	
Call medical center	Telpon rumah sakit	Telpon rumoh saket	
Take antibiotics	Minum antibiotik	Jeb ubat antibiottik	
Take any herbal or traditional remedy	Minum obat-obatan herbal atau resep tradisional	Jeb ubat herbal atawa resep tradisional	
Other, specify	Lainnya, jelaskan	Laen jih, jelaskan	
Don't know	Tidak tahu	Hana tupeu	
Refused	Menolak untuk menjawab	Han geutem jaweub	
Which ways of preventing coronavirus do you know?	Sepengetahuan anda, bagaimana cara untuk mencegah corona virus?	Dari yang droen teupu, kiban cara ta cegah corona virus nyan?	D9
Wear masks	Menggunakan masker	Pakek masker	
Frequently wash hands or use hand sanitizers	Cuci tangan secara berkala atau menggunakan hand sanitizers	Rah jaroe secara berkala atau pakek hand sanitizer	
Avoid contact with live animals	Menghindari kontak langsung dengan hewan hidup	Menghindari kontak langsung dengeon binatang udep	
Do not consume raw meats	Tidak mengknsumsi daging mentah	Hana pajoeh sie mentah	
Avoid close contact with other people	Menghindari kontak jarak dekat dengan orang lain	Ta hindari jkontak lam jarak yang toe	
Avoid group gatherings	Menghindari perkumpulan kelompok	Ta hindarai kumpoi ngeun kelompok/rame ureung	
Avoid contact with sick people	Menghindari kontak dengan orang sakit	Ta hindari urueng yang saket	
Stay at home	Tetap berada di rumah	Duk dirumoh mantong	
Cover with forearm or tissue when sneezing or coughing	Menutup mulut dengan lengan bawah atau tisu saat bersin atau batuk	Ta top babah ngoen jaroe atawa tisu watee bersen atau batok	
Clean and disinfect often	Membersihkan atau mendisinfetan secara berkala	Ta peugleh atau ta disinfektan secara berkala	
Consult a doctor if feeling unwell	Konsultasi ke dokter jika merasa tidak sehat	Konsultasi/ jak bak dokto jika meurasa saket atau hana mangat badan	
Taking antibiotics	Minum antibiotik	Jeb ubat antibiottik	
Pray	Berdoa	Meu doa	
Other (specify)	Lainnya, jelaskan	Laen jih, jelaskan	
None	Tidak ada	Hana	
Refused	Menolak untuk menjawab	Han geutem jaweub	
Which measures of preventing coronavirus have you taken?	Apa saja cara pencegahan corona virus yang sudah anda lakukan saat ini?	Peu mantoeng yang ka neu lakukan untuk neu cegah corona virus nyan?	D10
Wear masks	Menggunakan masker	Pakek masker	
Frequently wash hands or use hand sanitizers	Cuci tangan secara berkala atau menggunakan hand sanitizers	Rah jaroe secara berkala atau pakek hand sanitizer	
Avoid contact with live animals	Menghindari kontak langsung dengan hewan hidup	Menghindari kontak langsung dengeon binatang udep	
Do not consume raw meats	Tidak mengknsumsi daging mentah	Hana pajoeh sie mentah	
Avoid close contact with other people	Menghindari kontak jarak dekat dengan orang lain	Ta hindari jkontak lam jarak yang toe	

Avoid group gatherings	Menghindari perkumpulan kelompok	Ta hindarai kumpoi ngeun kelompok/rame ureung	
Avoid contact with sick people	Menghindari kontak dengan orang sakit	Ta hindari urueng yang saket	
Stay at home	Tetap berada di rumah	Duk dirumoh mantong	
Cover with forearm or tissue when sneezing or coughing	Menutup mulut dengan lengan bawah atau tisu saat bersin atau batuk	Ta top babah ngoen jaroe atawa tisu watee bersen atau batok	
Clean and disinfect often	Membersihkan atau mendisinfetan secara berkala	Ta peugleh atau ta disinfektan secara berkala	
Consult a doctor if feeling unwell	Konsultasi ke dokter jika merasa tidak sehat	Konsultasi/ jak bak dokto jika meurasas saket atau hana mangat badan	
Taking antibiotics	Minum antibiotik	Jeb ubat antiobiotik	
Pray	Berdoa	Meu doa	
Other (specify)	Lainnya, jelaskan	Laen jih, jelaskan	
None	Tidak ada	Hana	
Refused	Menolak untuk menjawab	Han geutem jaweub	
<i>Have you had any income changes due to the virus?</i>	<i>Apakah anda merasakan adanya perubahan penghasilan akibat kejadian virus ini?</i>	<i>Peu droen na neurasakan akibat virus nyoe terhadap pengtamoeng/penghasilan droen?</i>	<i>D11</i>
<i>Deprecated: Dropped because it caused distress for some respondents</i>			
<i>Yes, decreased income</i>	<i>Ya, menurunkan penghasilan</i>	<i>Nyoe, di troen penghasilan</i>	
<i>Yes, increased income</i>	<i>Ya, menaikkan penghasilan</i>	<i>Nyoe, di ek penghasilan</i>	
<i>No</i>	<i>Tidak</i>	<i>Hana</i>	
<i>Don't know</i>	<i>Tidak tahu</i>	<i>Hana geu tupeu</i>	
<i>Refused</i>	<i>Menolak untuk menjawab</i>	<i>Han geutem jaweub</i>	
<i>Do you think the coronavirus will affect your income in the future?</i>	<i>Apakah menurut Anda coronavirus akan mempengaruhi penghasilan Anda di masa yang akan datang?</i>	<i>Menurut droen peu corona virus nyoe na mengganggu penghasilan/pengtamoeng droen bak masa yang akan datang?</i>	<i>D12</i>
<i>Deprecated: Dropped because it caused distress for some respondents</i>			
<i>Yes, decreased income</i>	<i>Ya, menurunkan penghasilan</i>	<i>Nyoe, di troen penghasilan</i>	
<i>Yes, increased income</i>	<i>Ya, menaikkan penghasilan</i>	<i>Nyoe, di ek penghasilan</i>	
<i>No</i>	<i>Tidak</i>	<i>Hana</i>	
<i>Don't know</i>	<i>Tidak tahu</i>	<i>Hana geu tupeu</i>	
<i>Refused</i>	<i>Menolak untuk menjawab</i>	<i>Han geutem jaweub</i>	
<i>Do you believe social distancing could reduce the prevalence of the disease?</i>	<i>Apakah anda percaya bahwa dengan pembatasan jarak sosial dapat mengurangi jumlah keseluruhan kejadian penyakit tersebut?</i>	<i>Peu droen ne percaya bahwa ngoen pembatasan jarak sosial nyan jeut pekureung jumlah seluruh kejadian penyakit nyan?</i>	<i>D13</i>
<i>Answers are read out</i>			
<i>Yes</i>	<i>Ya</i>	<i>Nyoe</i>	
<i>No</i>	<i>Tidak</i>	<i>Koen</i>	
<i>Not sure</i>	<i>Tidak yakin</i>	<i>Hana yakin</i>	
<i>Refused</i>	<i>Menolak untuk menjawab</i>	<i>Han geutem jaweub</i>	

A.6. References

- Balkhy, H. H., Abolfotouh, M. A., Al-Hathloul, R. H., & Al-Jumah, M. A. (2010). Awareness, attitudes, and practices related to the swine influenza pandemic among the Saudi public. *BMC Infectious Diseases*, *10*, 42. <https://doi.org/10.1186/1471-2334-10-42>
- BPS. (2018). *Survei Sosial Ekonomi Nasional 2017 Maret (KOR)*.
- Falk, A., Becker, A., Dohmen, T. J., Huffman, D., & Sunde, U. (2016). The Preference Survey Module: A Validated Instrument for Measuring Risk, Time, and Social Preferences. *SSRN Electronic Journal*. <https://doi.org/10.2139/ssrn.2725874>
- Ibuka, Y., Chapman, G. B., Meyers, L. A., Li, M., & Galvani, A. P. (2010). The dynamics of risk perceptions and precautionary behavior in response to 2009 (H1N1) pandemic influenza. *BMC Infectious Diseases*, *10*(1), 296. <https://doi.org/10.1186/1471-2334-10-296>
- Kantar Public. (2018). *SOEP-Core – 2018: Personenfragebogen, Stichproben A-L3 + N. 77*.